

# CLSI-C6RFA

## iLux Integrated Lighting System w/infiNET - International Version, 230V, almond

The iLux® CLSI-C6RF is a complete, integrated lighting system designed for wall-mount installation in boardrooms, auditoriums, home theaters, or anywhere versatile and cost-effective lighting and shade control is required. Combining the Crestron® reputation for innovation and reliability with high-quality integrated dimming, native shade control, and extensive customization and integration, the iLux is the ideal choice for all types of room lighting and shade control applications.

### 6 Channels of Dimming

The CLSI-C6RF features six channels of dimming for LED, incandescent, magnetic low-voltage, neon/cold cathode, and 2-wire dimmable fluorescent loads. On and off switching of many non-dimmable lighting loads is also possible. Each channel will handle up to 800 Watts individually, with a total rating of 1920 Watts. Larger loads and additional load types can also be supported using Crestron CLS-EXP Series expansion modules.

### 6 Groups of Shade Control

Using Crestron's networked Shade and Drape Controllers, the CLSI-C6RF enables versatile control of a roomful of motorized window treatments, screens and lifts in up to six shade groups.

### Versatile Front Panel Controls

The deceptively clean front panel actually affords an extensive amount of control and customization to suit each unique room application. Large ON and OFF buttons provide instant access to the "On" and "All Off" scenes, while the six main buttons can be set up to recall additional scene presets, adjust shades, or perform a host of other functions. The buttons' "rocker" action enables intuitive, tactile control for adjusting lighting levels and shade positions. An additional "Up/Down" button is configurable for a variety of functions, including

for use as a master lighting or shade control or as a "shift" button to expand the capabilities of the six main buttons.

With each new scene selection, window shades reposition and lights fade elegantly to their new settings. The selected scene is indicated by a white LED located beside each button, and the customizable label strip allows each button to be clearly labeled using Crestron Engraver software or standard 3/8" tape labels. Dimming levels and shade positions are displayed on six green LEDs with bar graph logic, accessible behind the flip-up front cover. Additional controls and a numeric display hidden beneath the cover enable setup without requiring a PC. Enhanced customization is provided via the PC programming port using iLux Designer software.

### Multipoint Keypad Control

Up to 16 Crestron keypads may be connected to a single CLSI-C6RF, providing versatile multipoint control for rooms with multiple entrances or work areas.

### Multi-Unit Expansion

One CLSI-C6RF master will support up to eight additional CLSI-C6 or CLSI-C6M units, enabling systems of up to 54

# CLSI-C6RFA

## iLux Integrated Lighting System w/infiNET - International

lighting zones and 54 shade groups. Commands for typical functions such as scene recall, scene off, master dimming, and those based on occupancy status are shared between the CLSI-C6RF and CLSI-C6(M) units. Each individual unit can still support a complete assortment of local devices including keypads and shade controllers.

### Control System Integration via infiNET?

The CLSI-C6RF employs Crestron's infiNET technology to enable a wireless link to a 2-Series control system. A single **C2N-MNETGW** gateway connected to the control system enables 2-way wireless communications between the iLux system and the central control system, allowing iLux's functions to be controlled from touchpanels, RF wireless remotes, and even computers. The control system interface also enables extensive flexibility for integration with other systems such as security, HVAC, and energy management. Several infiNET-based iLux systems can coexist on one infiNET wireless network along with other infiNET dimmers, switches, and thermostats. For a solution using a wired Cresnet® connection instead of infiNET, use the **CLSI-C6**.

## SPECIFICATIONS

### Load Ratings

Dimmer Channels: 6

Maximum Per Channel: 800 Watts/VA (3.5 Amps at 230 Volts AC), expandable via Expansion Modules (sold separately)

Minimum Per Channel: 25 Watts/VA (0.108 Amps at 230 Volts AC)

Module Total: 2200 Watts/VA (10 Amps at 220 Volts AC); 2300 Watts/VA (10 Amps at 230 Volts AC);

Dim Load Types: LED, incandescent, magnetic low-voltage, neon/cold cathode, 2-wire dimmable fluorescent ballast

Switch Load Types: Electronic low-voltage, 3- and 4-wire fluorescent, high-inrush switching;

### Power Requirements

220 to 240 Volts AC, 50/60Hz, line power

### Connections

LOCAL DEVICES: (1) 4-pin 5mm detachable terminal block; Cresnet® Master port for local devices including:

- C2N-DB

and CNX-B Series keypads, 16 maximum; • [C2N-SSC-2](#) and C2N-SDC-DC shade controllers; 16 maximum; • Additional CLSI-C6 or [CLSI-C6M](#) units, 8 maximum; • Additional [CNPWS-75](#)

or other Cresnet power supply required beyond 4 devices; C2N-SDC-DC always requires an additional power supply

HOT: (1) Captive screw terminal, <sup>[1]</sup>

LOAD1 - LOAD6: (6) Captive screw terminals, <sup>[1]</sup>

NEUTRAL: (1) Captive screw terminal, <sup>[1]</sup>

GROUND: (1) Captive screw terminal, <sup>[1]</sup>

PC (Front): (1) 3.5 mm TRS mini-phone jack, RS-232 programming port

### Controls

Buttons 1 - 6: (6) 3-position rocker switches, configurable to recall individual scenes, to control shades, or for master lighting or shade control;

"Scene mastering" option enables manual dimming utilizing rocker button action, also used to adjust lighting levels when in "Lighting" mode and shade positions when in "Shades" mode;

Up/Down Button: (1) 3-position rocker switch, configurable for master lighting or shade control or as a "shift" for buttons 1-6;

ON: (1) Pushbutton, recalls "On" scene

OFF: (1) Pushbutton, turns all lights off

LIGHTS, SHADES: (2) Pushbuttons, select "Lights" or "Shades" modes

SAVE, CANCEL, ?, ?: (4) Pushbuttons, navigate and execute setup functions

# CLSI-C6RFA

## iLux Integrated Lighting System w/infiNET - International

Reset: (1) Recessed miniature pushbutton, executes hardware reset

Dimming Ramp Rate: 5 seconds (default), software adjustable 1 to 10 seconds

Scene Fade Time: 2 seconds (default), software adjustable 0 seconds to 99 minutes

### LED Indicators

Scenes: (6) White LEDs, one per each "Scene" Button

High/Low: (2) White LEDs, indicate "Shift" status

ON: (1) White LED, indicates "On" Scene is selected

LIGHTS, SHADES: (2) Green LEDs, indicate "Lights" or "Shades" mode is active

SAVE, CANCEL: (2) Green LEDs, correspond with "Save" and "Cancel" buttons

MIN, SEC: (2) Green LEDs, indicate display of "Minutes" or "Seconds"

1 - 6: (6) Green LEDs with bar graph logic, indicate lighting levels and shade positions

Numeric Display: (2) 8-segment digits, indicate modes and setup values

### IR Receiver

Reception Frequency: 36 kHz

Requires [CLS-IRHT8](#)

### RF Wireless

RF Transceiver: 2-way RF, 2.4 GHz ISM Channels 11-26 (2400 to 2483.5 MHz), IEEE 802.15.4 compliant

Range (Typical): 150 feet indoor, 250 feet outdoor;

Subject to site-specific conditions;

Range is increased by adding additional devices or

C2NI-MNETRPT

Gateway: Requires a [C2N-MNETGW](#)

### Environmental

Temperature: 32° to 104° F (0° to 40° C)

Humidity: 10% to 90% RH (non-condensing)

### Enclosure

Mounts in a 4-gang electrical box, 3-1/2" deep minimum

### Dimensions

Height: 4.48 in (114 mm)

Width: 8.89 in (226 mm)

Depth: 2.47 in (63 mm)

### Weight

1.43 lb (0.65 kg)

### ACCESSORIES

C2N-SDC-DC:

C2N-CBD-E-A-S:

C2N-CBD-P-A-S:

C2N-CBF-P-A-T:

CRESNET-HP-NP-TL-SP1000:

CRESNET-NP-BK-B500:

CRESNET-P-BK-SP500:

CRESNET-NP-TL-SP1000:

CRESNET-P-TL-SP1000:

C2N-CBD-E-B-S:

C2N-CBD-E-W-S:

C2N-CBD-P-A-T:

C2N-CBD-P-B-T:

C2N-CBD-P-B-S:

C2N-CBD-P-BRN-S:

C2N-CBD-P-DA-S:

C2N-CBD-P-DSK-T:

C2N-CBD-P-GRY-S:

C2N-CBD-P-IVR-S:

# CLSI-C6RFA

## iLux Integrated Lighting System w/infiNET - International

**C2N-CBD-P-LAT-T:**

**C2N-CBD-P-W-T:**

**C2N-CBD-P-W-S:**

**C2N-CBF-P-B-T:**

**C2N-CBF-P-DSK-T:**

**C2N-CBF-P-LAT-T:**

**C2N-CBF-P-W-T:**

Notes:

1. Captive screw terminals accept up to two 22 to 12 AWG (0.34 to 4.0 mm<sup>2</sup>) wires per terminal.

This product may be purchased from an authorized Crestron dealer. To find a dealer, please contact the Crestron sales representative for your area. A

list of sales representatives is available online at [www.crestron.com](http://www.crestron.com).

com/salesreps or by calling 800-237-2041.

The specific patents that cover Crestron products are listed online at:

[patents.crestron.com](http://patents.crestron.com).

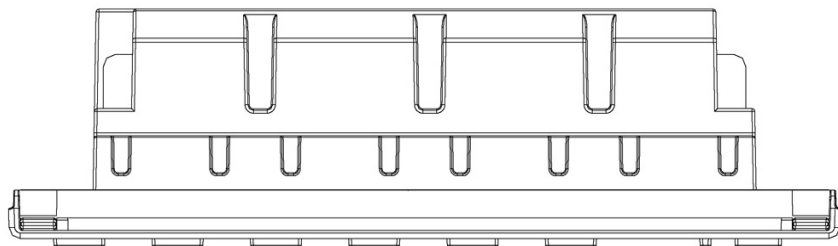
Certain Crestron products contain open source software. For specific information, visit [www.crestron.com/opensource](http://www.crestron.com/opensource).

Crestron, the Crestron logo, Cresnet, infiNET, and iLux are either trademarks or registered trademarks of Crestron Electronics, Inc. in the United States and/or other countries. Other trademarks, registered trademarks, and trade names may be used in this document to refer to either the entities claiming the marks and names or their products. Crestron disclaims any proprietary interest in the marks and names of others. Crestron is not responsible for errors in typography or photography. Specifications are subject to change without notice. ©2015 Crestron Electronics, Inc

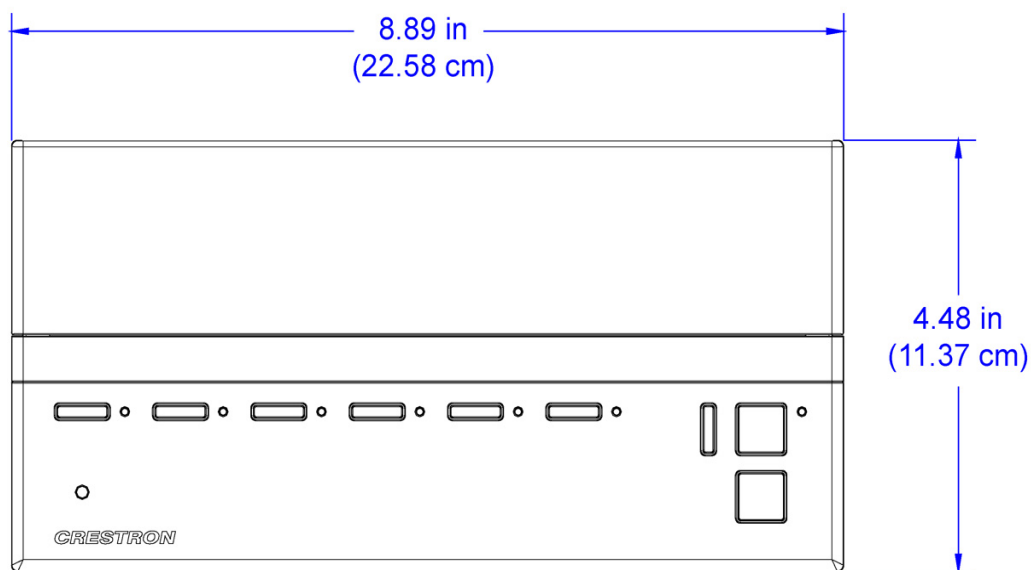
# CLSI-C6RFA

iLux Integrated Lighting System w/infiNET - International

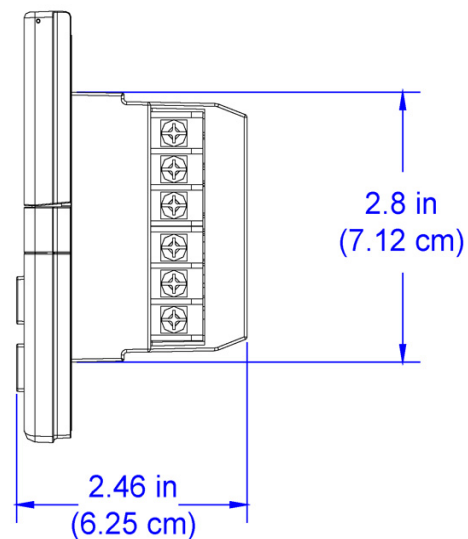
Top



Front



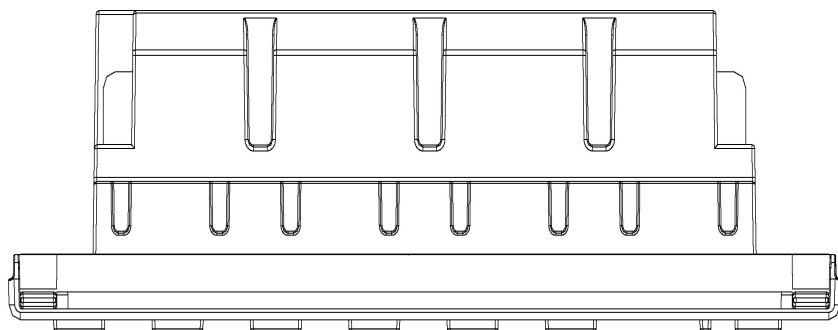
Side



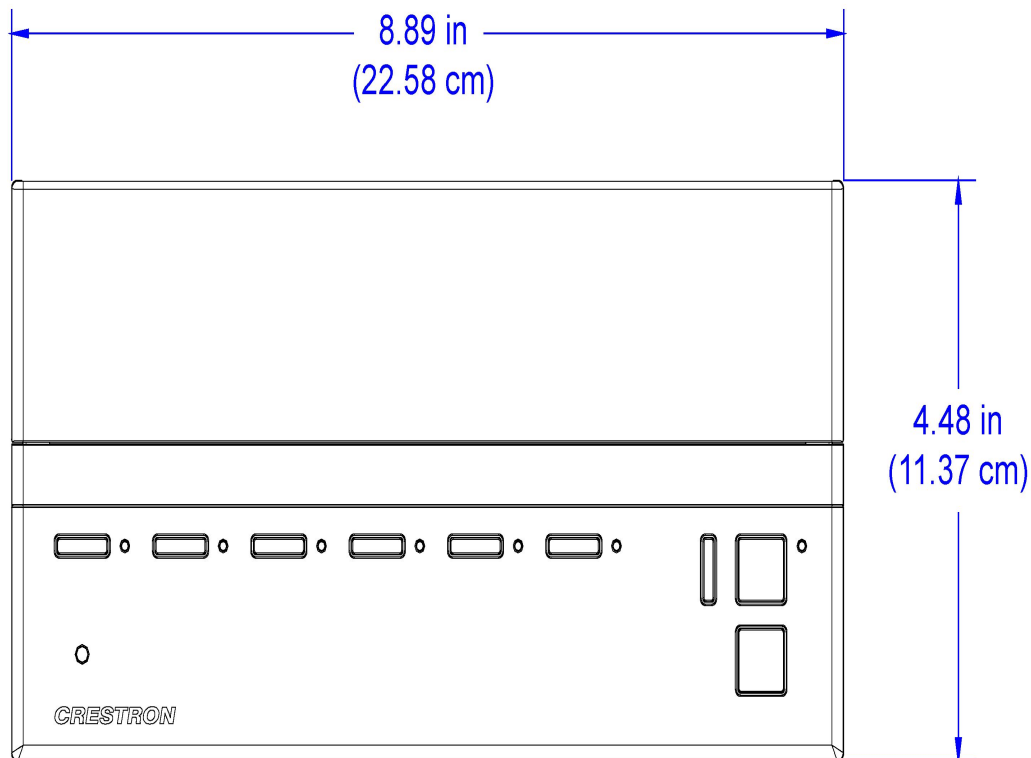
# CLSI-C6RFA

iLux Integrated Lighting System w/infiNET - International

Top



Front



Side

